


**MEDINA COUNTY TREASURER'S REPORT TO COMMISSIONERS' COURT**

Pursuant to LGC 114.026 I, Debra Graff, Medina County Treasurer, do hereby submit the Treasurer's Report for the month of **February 2026**. The month ending cash balance for Medina County combined funds is \$47,914,165.63 and the month ending total debt owed by Medina County is \$22,945,000.00.

Submitted by:   
Debra Graff, Medina County Treasurer  
April 6, 2026

BY OUR SIGNATURES HERETO WE HEREBY APPROVE SAID REPORTS.


  
COUNTY JUDGE KEITH LUTZ

  
COMMISSIONER JESSICA CASTIGLIONE - PCT. #1

  
COMMISSIONER LARRY SITTRE - PCT. #2

  
COMMISSIONER DAVID LYNCH - PCT. #3

  
COMMISSIONER DANNY LAWLER - PCT. #4



DATE APPROVED April 6, 2026

## TREASURER'S REPORT - CASH BALANCES

from Bank Reconciliation

February 2026

|                         | <u>CASH IN BANK</u>         |
|-------------------------|-----------------------------|
| 999-1101 Operating Fund | 19,503,472.95               |
| 999-1102 Escrow         | 262,673.88                  |
| 999-1103 Legal Special  | 72,970.16                   |
| 999-1104 Non-Operating  | 5,908,809.12                |
| 999-1114 Efiling        | 494,835.02                  |
| 999-1115 CD's           | 8,129,913.08                |
| 998-1116 Investments    | <u>13,541,491.42</u>        |
|                         | <u><b>47,914,165.63</b></u> |



Medina County, TX

# Treasurers Report Summary

Date Range: 02/01/2026 - 02/28/2026

| Fund                                    | Beginning     |              |              | Net Change | Net Change  | Calculated     | Actual         |
|---|---------------|--------------|--------------|------------|-------------|----------------|----------------|
|   | Cash Balance  | Revenues     | Expenses     | Assets     | Liabilities | Ending Balance | Ending Balance |
| 012 - GENERAL FUND                      | 17,369,073.10 | 9,666,104.58 | 2,352,214.09 | 0.00       | 0.00        | 24,682,963.59  | 24,654,352.45  |
| 013 - TOBACCO SETTLEMENT                | 0.00          | 0.00         | 0.00         | 0.00       | 0.00        | 0.00           | 0.00           |
| 014 - OPIOID SETTLEMENTS                | 32,539.80     | 0.00         | 0.00         | 0.00       | 0.00        | 32,539.80      | 32,539.80      |
| 018 - PRECINCT 2 SPECIAL TAX            | 1,305,893.59  | 445,806.70   | 19,575.51    | 0.00       | 0.00        | 1,732,124.78   | 1,732,124.78   |
| 021 - PRECINCT 1                        | 1,006,271.17  | 869,220.18   | 149,674.13   | 0.00       | 0.00        | 1,725,817.22   | 1,725,843.59   |
| 022 - PRECINCT 2                        | 1,302,270.69  | 673,799.16   | 101,531.25   | 0.00       | 0.00        | 1,874,538.60   | 1,874,565.59   |
| 023 - PRECINCT 3                        | 1,455,555.38  | 687,724.69   | 88,807.48    | 0.00       | 0.00        | 2,054,472.59   | 2,054,490.15   |
| 024 - PRECINCT 4                        | 1,000,405.27  | 542,705.13   | 74,777.33    | 0.00       | 0.00        | 1,468,333.07   | 1,468,351.77   |
| 025 - LAW LIBRARY                       | 8,765.89      | 2,454.30     | 5,392.83     | 0.00       | 0.00        | 5,827.36       | 5,827.36       |
| 026 - JUROR                             | 1,552.00      | 0.00         | 0.00         | 0.00       | 0.00        | 1,552.00       | 1,184.00       |
| 027 - ENVIRONMENTAL HEALTH FOOD PERMIT  | 14,865.15     | 600.00       | 0.00         | 0.00       | 0.00        | 15,465.15      | 15,465.15      |
| 028 - ELECTIONS                         | 272,211.53    | 165.01       | 1,108.26     | 0.00       | 0.00        | 271,268.28     | 263,659.38     |
| 030 - COURT REPORTER                    | 55,159.38     | 1,753.07     | 4,346.80     | 0.00       | 0.00        | 52,565.65      | 52,565.65      |
| 031 - COUNTY RECORDS MANAGEMENT         | 33,995.95     | 5.00         | 0.00         | 0.00       | 0.00        | 34,000.95      | 34,000.95      |
| 032 - COUNTY CLERK RECORDS MANAGEMENT   | 640,865.60    | 9,244.15     | 4,308.84     | 0.00       | 0.00        | 645,800.91     | 645,772.54     |
| 033 - COUNTY CLERK PRES. & RESTORATION  | 603,180.62    | 8,876.61     | 0.00         | 0.00       | 0.00        | 612,057.23     | 612,057.23     |
| 036 - DISTRICT CLERK RECORDS MANAGEMENT | 103,850.03    | 1,568.69     | 0.00         | 0.00       | 0.00        | 105,418.72     | 105,418.72     |
| 040 - DISTRICT CLERK TECHNOLOGY         | 16,096.80     | 20.00        | 0.00         | 0.00       | 0.00        | 16,116.80      | 16,116.80      |
| 041 - JUSTICE COURT TECHNOLOGY          | 19,514.67     | 1,742.80     | 0.00         | 0.00       | 0.00        | 21,257.47      | 21,257.47      |
| 043 - COUNTY COURTHOUSE SECURITY        | 119,393.90    | 3,219.51     | 17,770.61    | 0.00       | 0.00        | 104,842.80     | 104,849.78     |
| 044 - JUSTICE COURT SECURITY            | 23,555.91     | 6.00         | 0.00         | 0.00       | 0.00        | 23,561.91      | 23,561.91      |
| 045 - CHAPTER 59 FORFEITURE             | 7,631.19      | 208.30       | 1,376.53     | 0.00       | 0.00        | 6,462.96       | 6,362.03       |
| 048 - DISTRICT CLERK SPECIAL FEES       | 7,114.38      | 0.00         | 0.00         | 0.00       | 0.00        | 7,114.38       | 7,114.38       |
| 049 - TRUANCY PREVENTION DIVERSION      | 106,753.94    | 1,627.03     | 0.00         | 0.00       | 0.00        | 108,380.97     | 108,380.97     |
| 050 - COUNTY CONSTABLE #1 FORFEITURE    | 0.02          | 0.00         | 0.00         | 0.00       | 0.00        | 0.02           | 0.02           |
| 051 - DISTRICT ATTORNEY FORFEITURE      | 67,462.98     | 51.75        | 0.00         | 0.00       | 0.00        | 67,514.73      | 67,514.73      |
| 052 - D.A. PRETRIAL DIVERSION PROGRAM   | 98,067.92     | 900.00       | 229.84       | 0.00       | 0.00        | 98,738.08      | 98,738.18      |
| 053 - SHERIFF EQUITABLE SHARING         | 70,345.59     | 53.35        | 2,046.69     | 0.00       | 0.00        | 68,352.25      | 68,352.25      |
| 054 - COUNTY CONSTABLE #2 FORFEITURE    | 0.12          | 0.00         | 0.00         | 0.00       | 0.00        | 0.12           | 0.12           |
| 055 - COUNTY CONSTABLE #3 FORFEITURE    | 106.72        | 0.08         | 0.00         | 0.00       | 0.00        | 106.80         | 106.80         |
| 056 - COUNTY CONSTABLE #4 FORFEITURE    | 406.19        | 0.31         | 0.00         | 0.00       | 0.00        | 406.50         | 406.50         |
| 057 - CRIMINAL D.A. SPECIAL             | 5,455.88      | 0.00         | 0.00         | 0.00       | 0.00        | 5,455.88       | 5,455.43       |
| 058 - LEOSE - JAIL                      | 19,933.49     | 0.00         | 1,080.00     | 0.00       | 0.00        | 18,853.49      | 18,853.49      |
| 059 - LEOSE - SHERIFF                   | 7,976.54      | 0.00         | 0.00         | 0.00       | 0.00        | 7,976.54       | 7,976.54       |
| 060 - DEBT SERVICE                      | 1,633.60      | 1,298,609.44 | 0.00         | 0.00       | 0.00        | 1,300,243.04   | 1,300,243.04   |
| 061 - LEOSE - CONSTABLE 1               | 7,070.72      | 0.00         | 0.00         | 0.00       | 0.00        | 7,070.72       | 7,070.72       |
| 062 - LEOSE - CONSTABLE 2               | 9,908.39      | 0.00         | 0.00         | 0.00       | 0.00        | 9,908.39       | 9,908.39       |

Treasurers Report

Date Range: 02/01/2026 - 02/28/2026

| Fund                                     | Beginning<br>Cash Balance | Revenues             | Expenses            | Net Change<br>Assets | Net Change<br>Liabilities | Calculated<br>Ending Balance | Actual<br>Ending Balance |
|--|---------------------------|----------------------|---------------------|----------------------|---------------------------|------------------------------|--------------------------|
| 063 - LEOSE - CONSTABLE 3                | 4,201.86                  | 0.00                 | 0.00                | 0.00                 | 0.00                      | 4,201.86                     | 4,201.86                 |
| 064 - LEOSE - CONSTABLE 4                | 7,048.42                  | 0.00                 | 0.00                | 0.00                 | 0.00                      | 7,048.42                     | 7,048.42                 |
| 065 - LEOSE - DISTRICT ATTORNEY          | 3,731.37                  | 0.00                 | 0.00                | 0.00                 | 0.00                      | 3,731.37                     | 3,731.37                 |
| 068 - DATA CENTERS                       | 5,021,867.37              | 14,719.58            | 0.00                | 0.00                 | 0.00                      | 5,036,586.95                 | 5,036,586.95             |
| 070 - TAN SERIES 2018                    | 0.00                      | 0.00                 | 0.00                | 0.00                 | 0.00                      | 0.00                         | 0.00                     |
| 071 - CERTIFICATE SERIES 2019            | 0.00                      | 0.00                 | 0.00                | 0.00                 | 0.00                      | 0.00                         | 0.00                     |
| 072 - TAN SERIES 2020                    | 0.00                      | 0.00                 | 0.00                | 0.00                 | 0.00                      | 0.00                         | 0.00                     |
| 073 - TAN SERIES 2021                    | 0.00                      | 0.00                 | 0.00                | 0.00                 | 0.00                      | 0.00                         | 0.00                     |
| 074 - TAN SERIES 2025                    | 2,946,765.31              | 1,989.82             | 699,848.58          | 0.00                 | 0.00                      | 2,248,906.55                 | 2,248,906.55             |
| 081 - IMPROVEMENT DISTRICTS              | 1,262,677.00              | 2,442,000.76         | 2,117,923.52        | 0.00                 | 0.00                      | 1,586,754.24                 | 1,586,754.24             |
| 082 - IMPROVEMENT DISTRICTS - AUDITOR    | 45,948.50                 | 27.85                | 133.86              | 0.00                 | 0.00                      | 45,842.49                    | 45,122.88                |
| 083 - IMPROVEMENT DISTRICTS - TREASURER  | 53,891.24                 | 32.67                | 967.85              | 0.00                 | 0.00                      | 52,956.06                    | 52,956.48                |
| 084 - IMPROVEMENT DISTRICTS - TAX OFFICE | 62,415.45                 | 37.84                | 0.00                | 0.00                 | 0.00                      | 62,453.29                    | 62,098.91                |
| 085 - COUNTY EMPLOYEE TRUST              | 167,878.60                | 536,739.93           | 511,170.43          | 0.00                 | 0.00                      | 193,448.10                   | 193,377.00               |
| 086 - COUNTY CAFE PLAN                   | 27,304.29                 | 0.00                 | 0.00                | 0.00                 | 0.00                      | 27,304.29                    | 10,639.44                |
| 090 - UNCLAIMED MONIES                   | 26,561.14                 | 0.00                 | 0.00                | 0.00                 | 0.00                      | 26,561.14                    | 26,561.14                |
| 095 - ELECTED OFFICIAL ESCROW            | 240,280.66                | 0.00                 | 0.00                | 0.00                 | 0.00                      | 240,280.66                   | 273,231.38               |
| 096 - EXCESS SALES                       | 379,952.53                | 0.00                 | 0.00                | 0.00                 | 0.00                      | 379,952.53                   | 379,952.53               |
| 097 - RESTITUTION                        | 9,889.39                  | 0.00                 | 0.00                | 0.00                 | 0.00                      | 9,889.39                     | 9,889.39                 |
| 098 - STATE FEES                         | 50,437.25                 | 0.00                 | 0.00                | 0.00                 | 0.00                      | 50,437.25                    | 99,871.78                |
| 099 - 4TH COURT OF APPEALS               | 1,831.64                  | 0.00                 | 0.00                | 0.00                 | 0.00                      | 1,831.64                     | 1,532.26                 |
| 100 - E-FILING                           | 392,881.47                | 0.00                 | 0.00                | 0.00                 | 0.00                      | 392,881.47                   | 494,835.02               |
| 110 - GRANTS                             | (51,843.93)               | 2,620.51             | 170.00              | 0.00                 | 0.00                      | (49,393.42)                  | (55,900.84)              |
| 111 - OPERATION LONE STAR                | (31,684.77)               | 0.00                 | 180,730.99          | 0.00                 | 0.00                      | (212,415.76)                 | (201,522.20)             |
| 120 - HEALTH UNIT                        | (1,475.25)                | 26,739.21            | 22,894.73           | 0.00                 | 0.00                      | 2,369.23                     | (14,087.45)              |
| 125 - WIC                                | 18,634.36                 | 57,394.29            | 74,716.02           | 0.00                 | 0.00                      | 1,312.63                     | (21,907.70)              |
| 128 - HAVA ELECTIONS                     | (44,758.25)               | 0.00                 | 0.00                | 0.00                 | 0.00                      | (44,758.25)                  | (37,149.35)              |
| 130 - JUVENILE PROBATION                 | 43,556.25                 | 52,655.18            | 81,497.84           | 0.00                 | 0.00                      | 14,713.59                    | 41,618.14                |
| 131 - HILL COUNTRY REGIONAL PDO          | (601,989.54)              | 105,035.17           | 326,640.26          | 0.00                 | 0.00                      | (823,594.63)                 | (840,842.55)             |
| 132 - SB 22 - SENATE BILL 22             | 745,560.75                | 451.95               | 19,450.34           | 0.00                 | 0.00                      | 726,562.36                   | 708,147.39               |
| 135 - FEMA                               | (507,520.31)              | 0.00                 | 0.00                | 0.00                 | 0.00                      | (507,520.31)                 | (507,520.31)             |
| 136 - AMERICAN RESCUE PLAN               | 0.00                      | 0.00                 | 0.00                | 0.00                 | 0.00                      | 0.00                         | 0.00                     |
| 185 - TEMP MULTIPLE LEGACY FUNDS         | 0.00                      | 0.00                 | 0.00                | 0.00                 | 0.00                      | 0.00                         | 0.00                     |
| <b>Report Total:</b>                     | <b>36,068,926.90</b>      | <b>17,456,910.60</b> | <b>6,860,384.61</b> | <b>0.00</b>          | <b>0.00</b>               | <b>46,665,452.89</b>         | <b>46,758,621.39</b>     |



## General Fund Revenues February 2026

### Fund: 012 - GENERAL FUND

| Account         | Name                           | Beginning Balance | Total Activity | Ending Balance |
|-----------------|--------------------------------|-------------------|----------------|----------------|
| <u>012-3111</u> | PROPERTY AD VALOREM            | 9,881,618.78      | 8,744,287.96   | 18,625,906.74  |
| <u>012-3112</u> | DELINQUENT PROPERTY AD VALOREM | 172,628.75        | 70,062.04      | 242,690.79     |
| <u>012-3125</u> | OTHER TAXING ENTITIES          | 95,165.56         | 78,973.49      | 174,139.05     |
| <u>012-3133</u> | SALES TAX                      | 1,485,299.96      | 414,759.78     | 1,900,059.74   |
| <u>012-3134</u> | AUTO SALES TAX                 | 0.00              | 0.00           | 0.00           |
| <u>012-3223</u> | BEER & OCCUPATION              | 175.00            | 0.00           | 175.00         |
| <u>012-3226</u> | MIXED DRINK                    | 17,356.09         | 4,408.86       | 21,764.95      |
| <u>012-3331</u> | COMMUNITY PROGRAMS             | 0.00              | 0.00           | 0.00           |
| <u>012-3341</u> | TIDC GRANT REVENUE             | 0.00              | 0.00           | 0.00           |
| <u>012-3406</u> | PRETRIAL SERVICES FEES         | 10,144.94         | 4,435.45       | 14,580.39      |
| <u>012-3414</u> | ELECTIONS                      | 0.00              | 35.00          | 35.00          |
| <u>012-3415</u> | JP 1 FEES                      | 4,796.48          | 6,125.37       | 10,921.85      |
| <u>012-3416</u> | JP 2 FEES                      | 11,770.85         | 8,504.74       | 20,275.59      |
| <u>012-3418</u> | JP 3 FEES                      | 23,750.62         | 5,372.36       | 29,122.98      |
| <u>012-3419</u> | JP 4 FEES                      | 19,973.79         | 190.00         | 20,163.79      |
| <u>012-3424</u> | ENVIRONMENTAL HEALTH           | 19,975.00         | 8,185.00       | 28,160.00      |
| <u>012-3430</u> | SUBDIVISION FEES               | 39,953.00         | 5,770.00       | 45,723.00      |
| <u>012-3449</u> | ANIMAL CONTROL FEES            | 1,961.98          | 0.00           | 1,961.98       |
| <u>012-3450</u> | LAW ENFORCEMENT FEES           | 5,229.71          | 710.98         | 5,940.69       |
| <u>012-3453</u> | COUNTY CLERK FEES              | 55,901.09         | 29,886.94      | 85,788.03      |
| <u>012-3454</u> | TAX OFFICE FEES                | 61,880.42         | 23,244.00      | 85,124.42      |
| <u>012-3456</u> | DISTRICT CLERK FEES            | 12,367.73         | 7,828.12       | 20,195.85      |
| <u>012-3460</u> | COUNTY TREASURER               | 61,400.20         | 0.00           | 61,400.20      |
| <u>012-3470</u> | JPs "CHILD RESTRAINT"          | 814.00            | 349.10         | 1,163.10       |
| <u>012-3472</u> | CONSTABLE 1                    | 1,930.00          | 608.00         | 2,538.00       |
| <u>012-3473</u> | CONSTABLE 2                    | 1,640.00          | 405.00         | 2,045.00       |
| <u>012-3474</u> | CONSTABLE 3                    | 3,950.00          | 600.00         | 4,550.00       |
| <u>012-3475</u> | CONSTABLE 4                    | 2,000.00          | 300.00         | 2,300.00       |
| <u>012-3481</u> | JP 1 CIVIL                     | 2,710.16          | 2,971.13       | 5,681.29       |
| <u>012-3482</u> | JP 2 CIVIL                     | 2,083.47          | 739.86         | 2,823.33       |
| <u>012-3483</u> | JP 3 CIVIL                     | 3,260.09          | 938.08         | 4,198.17       |
| <u>012-3484</u> | JP 4 CIVIL                     | 3,799.61          | 1,920.70       | 5,720.31       |
| <u>012-3545</u> | BOND FORFEITURES               | 4,376.09          | 0.00           | 4,376.09       |
| <u>012-3604</u> | INMATE PHONE CONTRACTS         | 57,698.24         | 17,487.67      | 75,185.91      |
| <u>012-3631</u> | STATE SUPPLEMENTS              | 32,875.00         | 42,041.56      | 74,916.56      |


|                       |                      |                         |                        |                         |
|-----------------------|----------------------|-------------------------|------------------------|-------------------------|
| <u>012-3637</u>       | DONATIONS            | 0.00                    | 0.00                   | 0.00                    |
| <u>012-3641</u>       | INTEREST             | 178,372.57              | 46,502.56              | 224,875.13              |
| <u>012-3642</u>       | CAPITAL CREDITS      | 0.00                    | 0.00                   | 0.00                    |
| <u>012-3685</u>       | CONTRIBUTIONS        | 276,957.70              | 52,230.82              | 329,188.52              |
| <u>012-3686</u>       | MISCELLANEOUS        | 20,337.15               | 356.29                 | 20,693.44               |
| <u>012-3687</u>       | SALE OF ASSETS       | 3,780.00                | 0.00                   | 3,780.00                |
| <u>012-3693</u>       | REIMBURSEMENTS       | 180,407.12              | 55,024.84              | 235,431.96              |
| <u>012-3694</u>       | REIMBURSEMENTS - SRO | 110,647.96              | 27,714.03              | 138,361.99              |
| <u>012-3985</u>       | TRANSFER IN          | 86,838.71               | 3,134.85               | 89,973.56               |
| <b>Total Revenue:</b> |                      | <b>\$ 12,955,827.82</b> | <b>\$ 9,666,104.58</b> | <b>\$ 22,621,932.40</b> |



**ELECTED OFFICIAL ESCROW**  
February 2026

**Fund: 095 - ELECTED OFFICIAL ESCROW**

| Account                  | Name                             | Beginning Balance | Total Activity   | Ending Balance    |
|--------------------------|----------------------------------|-------------------|------------------|-------------------|
| 095-1199                 | COC - ELECTED OFFICIAL ESCROW    | 240,280.66        | 32,950.72        | 273,231.38        |
|                          |                                  | <u>240,280.66</u> | <u>32,950.72</u> | <u>273,231.38</u> |
| 095-2140                 | AP CLEARING                      | 0.00              | 0.00             | 0.00              |
| 095-2198                 | ACCOUNTS PAYABLE PENDING         | 0.00              | 0.00             | 0.00              |
| 095-2210                 | TRANSFER OUT                     | 1,265.93          | 1,530.85         | 2,796.78          |
| 095-2215                 | OTHER TRANSFERS                  | 0.00              | 0.00             | 0.00              |
| 095-2240                 | ELECTED OFFICIALS                | 239,080.73        | 31,419.87        | 270,500.60        |
|                          | COUNTY CLERK CLIENT ESCROW       |                   | 0.00             |                   |
|                          | COUNTY CLERK ESCROW              |                   | 13,969.67        |                   |
|                          | DISTRICT CLERK ESCROW            |                   | 10,796.51        |                   |
|                          | EHG ESCROW                       |                   | 2,185.00         |                   |
|                          | JP#1 ESCROW                      |                   | (2,666.22)       |                   |
|                          | JP#2 ESCROW                      |                   | 2,887.91         |                   |
|                          | JP#3 ESCROW                      |                   | (409.53)         |                   |
|                          | JP#4 ESCROW                      |                   | (1,599.02)       |                   |
|                          | PTS ESCROW                       |                   | (160.45)         |                   |
|                          | SHERIFF ESCROW                   |                   | 6,416.00         |                   |
|                          | TAX OFFICE ESCROW                |                   | 0.00             |                   |
| 095-2250                 | FUND BALANCE                     | (66.00)           | 0.00             | (66.00)           |
| 095-2900                 | SYSTEM ADDED LIABILITY LINE-ITEM | 0.00              | 0.00             | 0.00              |
| <b>Total Liabilities</b> |                                  | <u>240,280.66</u> | <u>32,950.72</u> | <u>273,231.38</u> |



## LIABILITY ACCOUNTS

(Excluding Escrow)

February 2026

| <b>Fund</b>                | <b>Beginning<br/>Balance</b> | <b>Total Activity</b> | <b>Ending Balance</b> |
|----------------------------|------------------------------|-----------------------|-----------------------|
| 026 - JUROR                | 1,552.00                     | (368.00)              | 1,184.00              |
| 086 - COUNTY CAFE PLAN     | 27,304.29                    | (16,664.85)           | 10,639.44             |
| 090 - UNCLAIMED MONIES     | 26,561.14                    | 0.00                  | 26,561.14             |
| 096 - EXCESS SALES         | 379,952.53                   | 0.00                  | 379,952.53            |
| 097 - RESTITUTION          | 9,889.39                     | 0.00                  | 9,889.39              |
| 098 - STATE FEES           | 50,437.25                    | 49,434.53             | 99,871.78             |
| 099 - 4TH COURT OF APPEALS | 1,831.64                     | (299.38)              | 1,532.26              |
| 100 - E-FILING             | 392,881.47                   | 101,953.55            | 494,835.02            |
| <b>Grand Total:</b>        | <b>890,409.71</b>            | <b>134,055.85</b>     | <b>1,024,465.56</b>   |

**Medina County - Debt Schedule  
as of February 28, 2026**

| Fund - Description           | Date Issued | Years | Rate | Maturity | Amt. Issued   | Payment              |                          | Balance              | Next Payment            |
|------------------------------|-------------|-------|------|----------|---------------|----------------------|--------------------------|----------------------|-------------------------|
|                              |             |       |      |          |               | Principal            | Interest                 |                      |                         |
| CERTIFICATE SERIES 2019      | 8/1/2019    |       |      | 2039     | 22,815,000.00 | 1,140,000.00         | 330,050.00<br>308,150.00 | 18,485,000.00        | 2/1/2027<br>8/1/2026    |
| TAN SERIES 2020              | 7/1/2020    |       |      | 2027     | 4,000,000.00  | 635,000.00           | 7,084.00<br>3,556.00     | 635,000.00           | 2/1/2027<br>8/1/2026    |
| TAN SERIES 2025              | 9/17/2025   |       |      | 2032     | 4,280,000.00  | 560,000.00           | 89,166.67<br>95,625.00   | 3,825,000.00         | 2/1/2027<br>8/1/2026    |
| <b>Debt Service Total \$</b> |             |       |      |          |               | <b>31,095,000.00</b> | <b>\$ 2,335,000.00</b>   | <b>\$ 833,631.67</b> | <b>\$ 22,945,000.00</b> |
|                              |             |       |      |          |               |                      |                          | <b>Total Debt</b>    | <b>\$ 22,945,000.00</b> |